

APO.LINK



MY KITCHEN

440

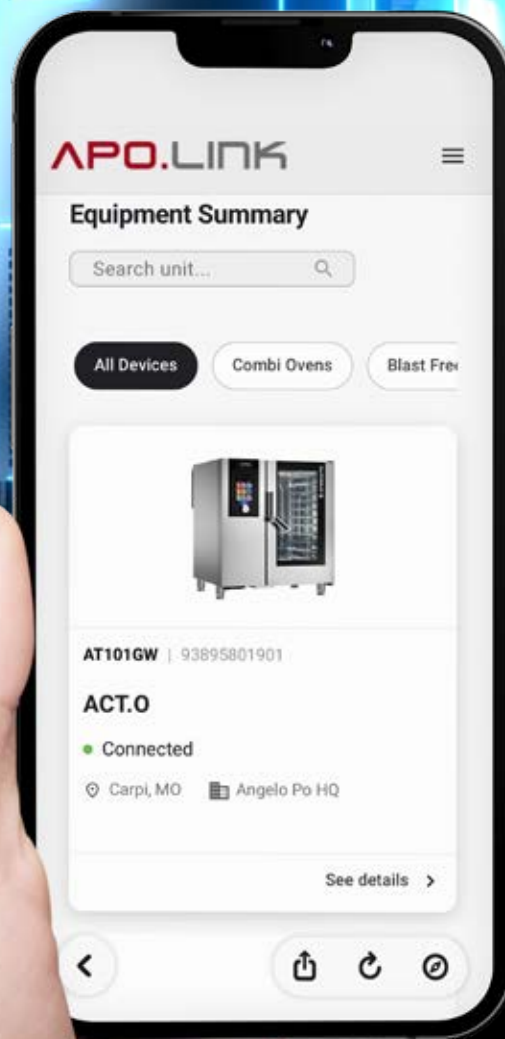
Connect your appliances and
enjoy never-ending benefits

 **ANGELO PO**

Your whole kitchen connected to the APO.LINK portal

Combi ovens, blast chiller-freezers, refrigerated cabinets and counters, display units ... connected for never-ending benefits!

2



“The **FREE**
MANAGEMENT
SOFTWARE always
at your service”

Access dedicated management software
to optimise your processes and interact
with your appliances.



No Worries
No Extra Costs

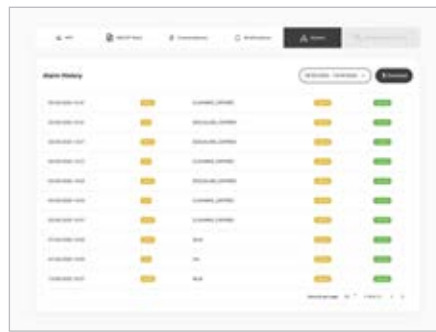
“ A world of **BENEFITS** just a click away ”

4



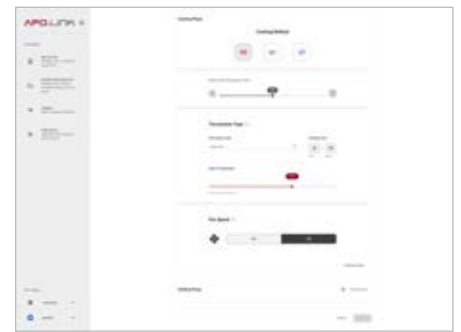
Real-time data.

You can view the appliance's status in real time, edit parameters and save the log, to improve your kitchen's efficiency and achieve optimal management of operations.



Alarms & HACCP.

Immediate notifications to quickly identify critical points in the food process, even remotely. Track and export HACCP data.



Recipes.

You can create, edit and delete your combi oven's recipes at any time.



Email and/or mobile phone notifications



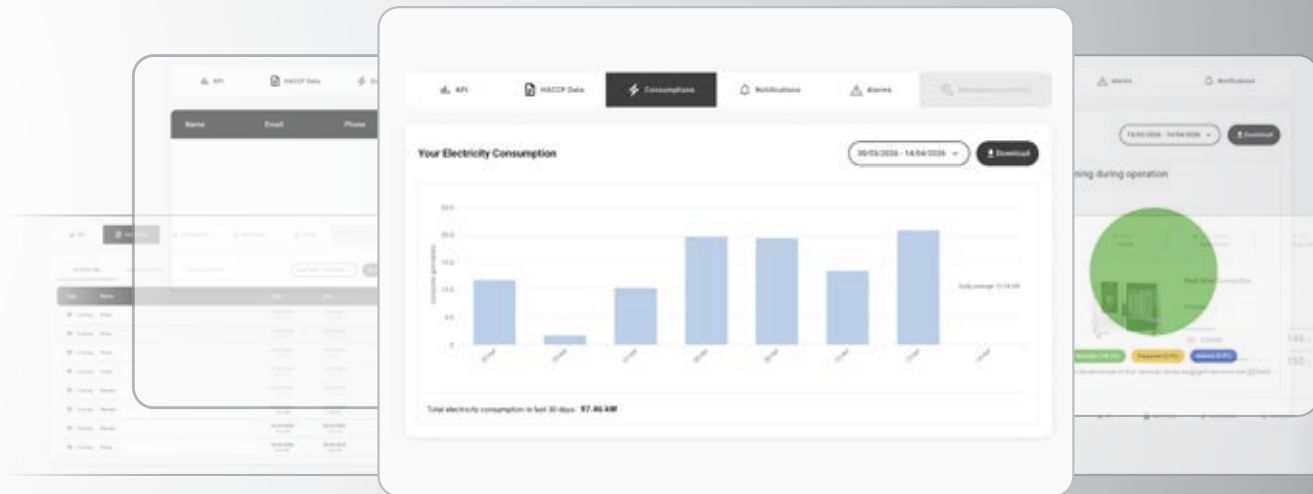
All data for the best remote diagnostics



Cyber Security and Privacy guaranteed

PERFORMANCE INDICATORS

Via the APO.LINK portal, you can monitor the performance indicators of the connected appliances and take corrective measures to reduce costs, limit waste and optimise processes' efficiency.



ECO function in cooking and washing

It encourages use of ACT.O ovens' ECO function, which can be activated during both cooking and washing to automatically optimise consumption and save energy in all processing phases, guaranteeing a superlative end result.

Correct storage

It tells you how closely refrigerated appliances have maintained your chosen storage temperature. If performance is poor, you can check for appliance faults, overloading or the insertion of over-warm foods.

Door opening

Continually opening the door of an oven or a refrigerated appliance while it's running lets hot or cold air escape, increasing energy use and reducing the storage quality of refrigerated foods. Monitoring door opening is fundamental for corrective actions that reduce energy use and waste.

Consumption

Depending on the range, it is possible to monitor energy consumption, allowing for more informed and efficient equipment management and supporting daily monitoring of operational activities.



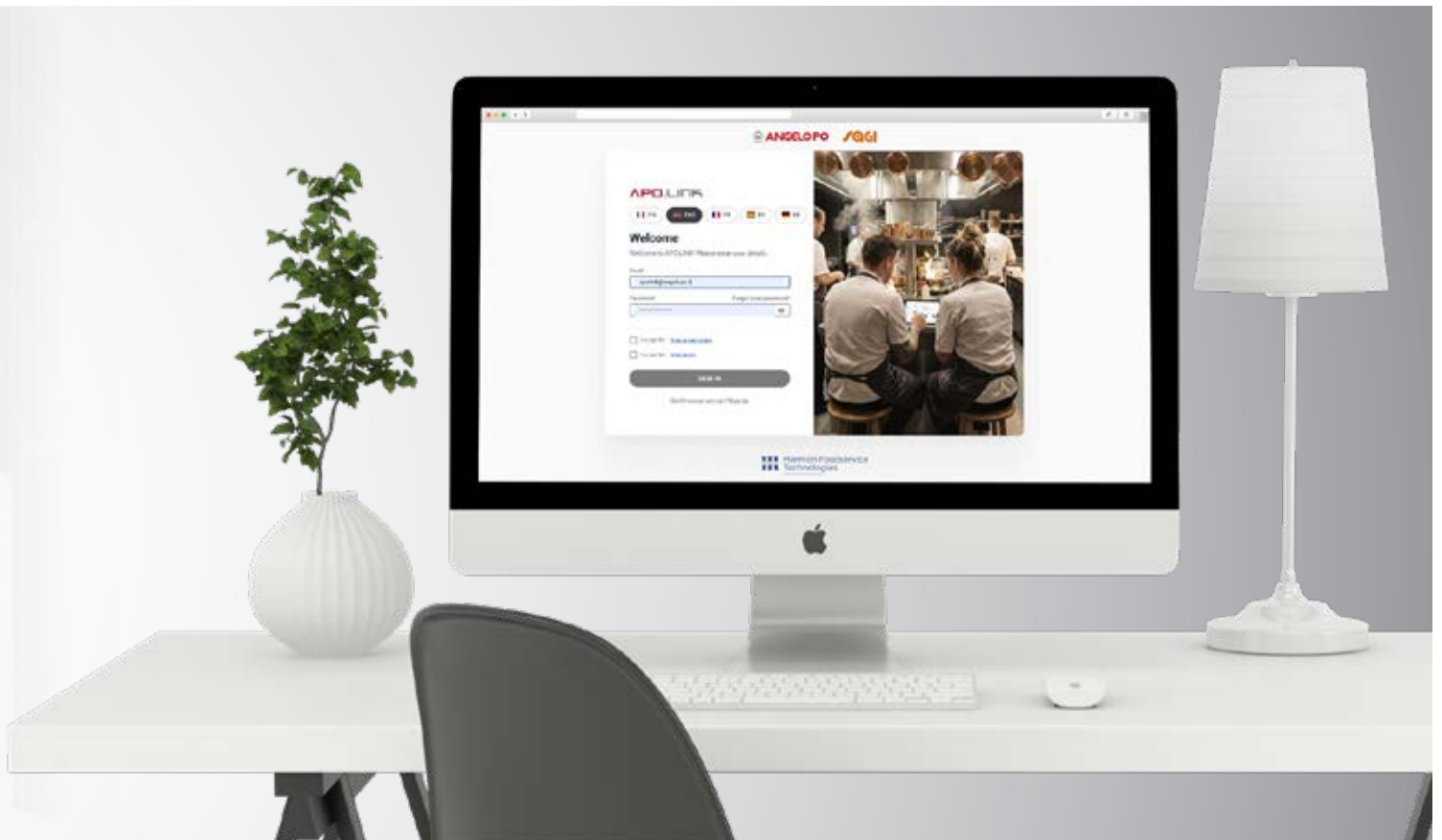
6

“ Connecting appliances
has never been so
QUICK and **EASY!** ”

Choose models that are connectable as standard or via easily installation accessory.



We've designed the registration, appliance configuration and connection procedure with you in mind! A unique, extremely user-friendly system that recognises your appliances automatically.



“ Just a few steps and
your kitchen is online! ”
NO INSTALLATION COSTS!

7

01

Connect.

Connect your appliance* and device (smartphones or tablets) to your location's network.

02

Create your account.

Create a new account, if you don't already have one, on our dedicated Web App.

03

Configure the appliance.

The APO.LINK portal will guide you step by step through configuring your equipment.

* Connection via Ethernet cable and/or Wi-Fi for combi-ovens (depending on model); via Ethernet cable for all other product categories.



www.angelopo.com

7900828-5

In line with policy to continually improve its products Angelo Po Grandi Cucine reserves the right to change specifications and design without notice.



ANGELO PO Grandi Cucine SpA con socio unico
41012 CARPI (MO) - ITALY - S/S Romana Sud, 90
Tel. +39 059 639411 - angelopo@angelopo.it

